



ista | OVERVIEW

This document is an overview only. To access the full procedure, please visit the ISTA store at www.ista.org.

ISTA 3 Series
General Simulation
Test Project*

VERSION
DATE

Last
TECHNICAL
Change:
APRIL 2023

Last
EDITORIAL
Change:
JULY 2024

For complete
listing of
Procedure
Changes and
Version Dates
go to
www.ista.org

ISTA, Distributing Confidence, Worldwide™

ISTA 3 Series tests are advanced tests and are designed to:

- Challenge the capability of the package and product to withstand transport hazards, **but**
- Utilize general simulation of actual transport hazards, **and**
- Do not necessarily comply with carrier packaging regulations.

When properly executed, ISTA procedures will provide tangible benefits of:

- Product to market time reduction
- Confidence in product launch
- Reduction in damage and product loss
- Balanced distribution costs
- Customer satisfaction contributing to increased market share

There are three sections to this procedure: Overview, Testing, and Reporting

- **Overview** provides general knowledge required before testing **and**
- **Testing** presents the specific instructions to do laboratory testing **and**
- **Reporting** indicates what data shall be recorded to submit a test report.

Two systems of weights and measures are presented in ISTA test procedures: English system (Inch-Pound) or SI (Metric). Inch-Pound units are shown first followed by the Metric units in parentheses; there may be exceptions in some tables (when shown separately).

Familiarity with the following units and symbols used in this document is required:

| For measuring | English units and symbols | Metric units and symbols |
|---------------|---|--|
| Weight | pounds (lb) | kilograms (kg) or grams (gm) |
| Force | pounds force (lbf) | newtons (N) |
| Distance | feet (ft) or inches (in) | meters (m) or millimeters (mm) |
| Velocity | inches per second (in/sec) | meters per second (m/sec) or millimeters per second (mm/sec) |
| Volume | cubic inches (in ³) | cubic centimeters (cm ³) or cubic meters (m ³) |
| Density | pounds per cubic inch (lb/in ³) | kilograms per cubic meter (kg/m ³) |
| Temperature | Fahrenheit (°F) | Celsius (°C) |

- Either system may be used as the unit of measure, **but**
- The units chosen shall be used consistently throughout the procedure.
- Units are typically converted to two significant figures **and**
- Not exact equivalents.

VERY IMPORTANT:

The entire document shall be read and understood before proceeding with a test.

* Notes Regarding ISTA “Projects” and “Procedures”

- ISTA® 3L is currently an ISTA “Project”, first released in April 2023. New ISTA test protocols are given the designation "Project" during their implementation phase. After a minimum one-year period and required evaluation, a "Project" will either be adopted as an established "Procedure", revised and kept as a "Project" for another period of time, or be dropped. Therefore, a "Project" is potentially subject to greater and more frequent revision than a "Procedure".
- Comments regarding this Project and its use are encouraged and welcome. Please contact ista@ista.org.

OVERVIEW OF PROJECT 3L

Preface

ISTA intent is to create a research based, data-driven, generalized e-commerce protocol(s) that will reflect current practice of handling package products from receipt into an e-retailer fulfillment operation through to the end consumer within the United States. Project 3L, Generalized E-commerce Retailer Fulfillment, is a general simulation test for individual packaged-products intended to ship into a retailer fulfillment location through the retailer and carrier distribution systems to the final customers destination. This testing protocol has been developed by combining data from relevant testing protocols, observational data collected within multiple retailer fulfillment locations, broad industry feedback, and correlation of field damages to laboratory testing results.

This test is for packaged-products fulfilled and shipped by e-commerce retailers to final customer destinations via Parcel or Less-Than-Truckload (LTL) outbound shipment methods. It challenges the capability of both package and product to withstand transport hazards normally encountered during handling and transportation.

This test is currently in the Project phase (pilot stage) and will be improved upon if/where needed using feedback from industry experts and users of the test. It is requested that you share feedback and other data from any testing conducted using this test including number of tests conducted, failure/success rate, types of failures, test performance compared to real world comparison, and any other helpful data points. Please share your feedback with ISTA to improve the effectiveness of the test protocol.

This test is appropriate for nine (9) different types of packaged-products designated Types **Small** through **H** below. The different types are a combination of four (4) packaged-product criteria: Retailer Outbound Shipment Method, Retailer Fulfillment Center Handling Method, Packaged-Product Weight, and Product Category. See **Definitions** below for an explanation of packaged-product types and other terms used in this document.

Packaged-Product Test Types

- **Type Small:**
 - **Shipment Method:** Parcel Delivery of Individual Packaged-Products
 - **Handling Method:** Standard Handling Method
 - **Weight & Dimensions:** 10 lb (4.5 kg) or Less **&** Longest Dimension equal to or less than 14" (350 mm) **&** Volume equal to or less than 800 in³ (13,000 cm³)
- **Type A:**
 - **Shipment Method:** Parcel Delivery of Individual Packaged-Products
 - **Handling Method:** Standard Handling Method
 - **Weight & Dimensions:** Less than 50 lb (23 kg) **&** Length plus Girth equal to or less than 165" (4.19 m) **&** Longest Dimension greater than 14" (350 mm) but less than or equal to 108" (2.74 m)
- **Type B:**
 - **Shipment Method:** Parcel Delivery of Individual Packaged-Products
 - **Handling Method:** Standard Handling Method
 - **Weight & Dimensions:** 50 lb (23 kg) to Less than 100 lb (45 kg) **&** Length plus Girth equal to or less than 165" (4.19 m) **&** Longest Dimension equal to or less than 108" (2.74 m)
- **Type C:**
 - **Shipment Method:** Parcel Delivery of Individual Packaged-Products
 - **Handling Method:** Standard Handling Method
 - **Weight & Dimensions:** 100 lb (45 kg) to 150 lb (68 kg) **&** Length plus Girth equal to or less than 165" (4.19 m) **&** Longest Dimension equal to or less than 108" (2.74 m)
- **Type D:**
 - **Shipment Method:** Less-Than-Truckload (LTL) Delivery of Individual Packaged-Products
 - **Handling Method:** Standard Handling Method
 - **Weight & Dimensions:** Less than 100 lb (45 kg) **&** Length plus Girth greater than 165" (4.19 m) **or** Longest Dimension greater than 108" (2.74 m)
- **Type E:**
 - **Shipment Method:** Less-Than-Truckload (LTL) Delivery of Individual Packaged-Products
 - **Handling Method:** Standard Handling Method
 - **Weight & Dimensions:** 100 lb (45 kg) or Greater **&** Length plus Girth greater than 165" (4.19 m) **or** Longest Dimension greater than 108" (2.74 m) **or** 150 lb (68 kg) or Greater
- **Type F:**
 - **Shipment Method:** Less-Than-Truckload (LTL) Delivery of Individual Packaged-Products
 - **Handling Method:** Pallet Handling Method
 - **Weight & Dimensions:** N/A **&** N/A

Continued on next page

OVERVIEW OF PROJECT 3L

Continued from previous page

Preface
(continued)

Packaged-Product Test Types

- **Type G: TV/Monitor**
 - **Product Category:** TV/Monitor
 - **Shipment Method:** Parcel Delivery of Individual Packaged-Products
 - **Handling Method:** Standard Handling Method
 - **Weight & Dimensions:** Less than 150 lb (68 kg) **&** Length plus Girth equal to or less than 165" (4.19 m) **&** Longest Dimension equal to or less than 108" (2.74 m)
- **Type H: TV/Monitor**
 - **Product Category:** TV/Monitor
 - **Shipment Method:** Less-Than-Truckload (LTL) Delivery of Individual Packaged-Products
 - **Handling Method:** Standard Handling Method
 - **Weight & Dimensions:** 150 lb (68 kg) or Greater **or** Length plus Girth greater than 165" (4.19 m) **or** Longest Dimension greater than 108" (2.74 m)

Packaged-Product Criteria

- **Retailer Outbound Shipment Method:**
 - Parcel Delivery of Individual Packaged-Products
 - Less-Than-Truckload (LTL) Delivery of Individual Packaged-Products
 - Packaged-Product Weight Greater than 150 lb **or**
 - Any Packaged-Product Dimension Greater than 108 inches **or**
 - Packaged-Product Length plus Girth Greater than 165 inches (4.19 m) $\text{Length} + 2 * (\text{Width} + \text{Height})$ **or**
 - Palletized Packaged-Product **or**
 - Special Delivery Requirement by the Retailer
- **Retailer Fulfillment Center (FC) Handling Method:**
 - Standard Handling Method (Floor Loaded) – Individual packaged-products that are received at Retailer Fulfillment Center with no pallet or with multiple packaged products on a single pallet and are intended to ship to the end consumer without a pallet.
 - Pallet Handling Method - Individual packaged-products that are received at Retailer Fulfillment Center on its own individual pallet and is intended to ship to the end consumer on a pallet.
- **Weight of Packaged-Product:**
 - Less than 10 lb (4.5 kg)
 - Less than 50 lb (23 kg)
 - 50 lb (23 kg) to Less than 100 lb (45 kg)
 - 100 lb (45 kg) or Greater
- **Product Category:**
 - TV/Monitor - Any package which contains as a primary product a TV or a Monitor. This product category has been identified due to unique product attributes and inherent areas of fragility, in combination with distinct handling practices.

Definitions

- **Parcel Delivery.**
 - Any individual packaged-product shipped by Retailer to the consumer via a Parcel delivery system such as UPS, FedEx, etc. where the weight is less than 150 lb (68 kg), and the longest dimension is 108 inches or less, and the length plus girth dimension does not exceed 165 inches (4.19 m) **(including elongated and flat packaged-product).**
- **Less than Truckload (LTL) Standard Packaged-Product**
 - Any packaged-product shipped by Retailer to the consumer via an LTL delivery system **(including elongated and flat packaged-product)** that is not palletized or skidded
- **Less than Truckload (LTL) Palletized Packaged-Product**
 - Any packaged-product shipped by Retailer to the consumer via an LTL delivery system **(including elongated and flat packaged-product)** that is individually palletized or skidded
- **Standard and Custom Pallet.** A standard pallet is a design which is in wide industry use, with published specifications, quality, and applications, used within those specifications and in a typical application. Standard pallets have information, provided by their manufacturers or distributors, available on the internet. A custom pallet is one designed for a specific product or narrow range of products, and with its design and performance characteristics not widely known or published.

Continued on next page

OVERVIEW OF PROJECT 3L

Definitions

- **Length Plus Girth**
 - Length is the longest dimension of a packaged-product
 - Girth is the distance around a packaged-product or circumference, expressed as an equation $Girth = (2 \times Width) + (2 \times Height)$
 - Length Plus Girth = Length + [(2 x Width) + (2 x Height)]
 - **Small Packaged-Product**
 - A packaged-product where the longest dimension is 14 in (350 mm) or less **and**
 - the volume is less than 800 in³ (13,000 cm³), **and**
 - weight is 10 lb (4.5 kg) or less.
 - **Elongated Packaged-Product**
 - A packaged-product where the longest dimension is 36 in (910 mm) or greater **and**
 - both of the other dimensions are each 20 percent or less of the longest dimension
 - **Flat Packaged-Product**
 - A packaged-product where the shortest dimension is 8 in (200 mm) or less **and**
 - the next longest dimension is four (4) or more times larger than the shortest dimension, **and**
 - the volume is 800 in³ (13,000 cm³) or greater
- NOTE:** If a packaged-product is both Elongated and Flat in accordance with the above definitions, it should be tested as Elongated.
- **Non-Rigid Containers** are defined as having one or more of the following characteristics:
 - the outer package may offer insufficient protection from concentrated low-level impacts **or**
 - the design has large unsupported spans of outer packaging material **or**
 - the outer package utilizes a stretch- or shrink-wrap design, a thin-flute or light grade corrugated board, a paper wrap or similar lightweight material only, etc. **or**
 - the outer package wall is in direct contact with the product
 - **TV/Monitor**
 - Any packaged-product which contains a TV or Monitor regardless of packaging type, dimensions or weight.
- NOTE:** If a packaged-product is defined as both Flat and TV/Monitor or both as Standard and TV/Monitor, in accordance with the above definitions, it should be tested as **TV/Monitor**.

General

- Testing can be used to evaluate the protective performance of a packaged-product related to vibrations, shocks and other stresses normally encountered during handling and transportation in the Retailer distribution system.
- The package and product are considered together and not separately.
- Some conditions of transit, such as moisture, pressure, or unusual handling may not be covered.

Other ISTA Procedures or Projects may be appropriate for different conditions or to meet different objectives.

Refer to *Guidelines for Selecting and Using ISTA Test Procedures and Projects* for additional information.

NOTE:

Hazardous Material (Dangerous Goods) packaging that passes this test procedure may not meet international, national or other regulatory requirements for the transport of Hazardous Materials (Dangerous Goods). **This test is not a substitute** for United Nations and/or any other required test standards for the transport of Hazardous Materials (Dangerous Goods), but may be used as an additional test in conjunction with them.

OVERVIEW OF PROJECT 3L

Scope

Project Generalized E-commerce Retailer Fulfillment is a general simulation test for packaged-products intended to ship as individual packaged-products from receipt into a retailer fulfillment location through the retailer and carrier distribution systems to the final customers destination. This testing protocol has been developed by combining data from previous studies of transportation environments, relevant testing protocols, observation data collected within multiple retailer fulfillment locations, diverse industry feedback, and correlation of field damages to laboratory testing results.

The shipper, manufacturer, retailer, and/or other stakeholders shall determine the following prior to testing, to permit the determination of pass or fail at the conclusion of the tests:

- what constitutes damage to the product **and**
- what damage tolerance level is allowable, if any, **and**
- the correct methodology to determine product condition at the conclusion of the test **and**
- the acceptable package condition at the conclusion of the test.

For additional information on these determinations refer to *Guidelines for Selecting and Using ISTA Test Procedures and Projects*.

The shipper, manufacturer, retailer, or other stakeholders shall also provide information regarding the initial shipment configuration, approved container loading diagram, details of shipment and configurations within the distribution system, typical atmospheric conditions, etc. as required to determine proper testing parameters.

Both products and packages should be as close as possible to actual production items. Pre-production prototypes such as hand-made samples, CAD-generated one-of-a-kind or short run samples, etc. are usually not sufficiently representative of production items to yield meaningful test results. It may be appropriate to conduct preliminary tests of a product and package early in the development cycle, but final official testing should be performed with actual production items.

For fragile items, five samples are required for this test procedure. Fragile items are defined as items that easily break or could leak during the distribution process. This includes any item containing:

- Glass / Ceramic / Porcelain / Clay
- Liquids / Semi-liquids / Solids that can become liquid at high temperatures (above 70 degrees Fahrenheit)

Generally, products comprised of 25% or more fragile materials are classified as fragile. In cases of uncertainty or doubt, it is recommended to increase the sample size for better assurance. Additionally, consult with other stakeholders to determine proper testing parameters.

Fragile items carry a higher risk of damage, which can extend to affecting other nearby packages—such as when a leak from one package damages up to ten surrounding packages. Because fragile products are inherently more susceptible to damage, the intent of the test is to increase the sample size to enhance confidence in the package's performance.

NOTE: When multiple identical samples are tested, all samples must pass all tests.

For non-fragile items, one sample is required for this test procedure. If the sample is a palletized or a unitized load and this is the intended configuration for shipment to the end consumer, then this is constituted a single packaged-product.

TV/Monitors are considered Non-Fragile items. Establishment of a TV/Monitor test type, reduces test variability and in turn allows for greater repeatability through fewer samples.

To permit an adequate determination of representative performance of the packaged-product, ISTA:

- Requires the test procedure, with the required number of samples, to be performed one time, **but**
- Recommends performing the entire test procedure five or more times using new samples for each test.

Refer to *Guidelines for Selecting and Using ISTA Test Procedures and Projects* for additional information.

NOTE: In order to ensure testing in perfect condition, products and packages shipped to an ISTA Certified Laboratory for testing shall be adequately over-packaged for shipment **or** repackaged in new packaging at the laboratory.

NOTE: Any pallet or skid used in this procedure should be of a type and condition which is typical of what is in actual field use for the packaged-product being tested.

NOTE: It is important to thoroughly document the configuration, materials, and construction of the tested product and package. Significant variations in performance can sometimes be caused by seemingly insignificant differences. Photo documentation should also supplement detailed written descriptions.

OVERVIEW OF PROJECT 3L

Type SMALL - Parcel Delivery of Individual Packaged-Products Less Than 10 lb (4.5 kg)

| Sequence Number | Test Category | Test Type | Test Level | Remarks |
|-----------------|---|-------------------------------------|--|---------------------------|
| 1 | Atmospheric Preconditioning TEST BLOCK 1 | Temperature and Humidity | Lab ambient, 12 hours | Required |
| 2 | Atmospheric Conditioning TEST BLOCK 1 | Controlled Temperature and Humidity | Temperature and Humidity chosen from chart | Optional |
| 3 | Shock TEST BLOCK 2 | Drop (not in a bag) | 9 Drops - height varies with packaged-product weight | Required |
| 4 | Vibration TEST BLOCKS 12 | Random With and Without Top Load | Overall G _{rms} level of 0.53 and 0.46 | Required |
| 5 | Shock TEST BLOCK 15 | Drop (in a bag) | 7 Drops – height varies with packaged-product weight | Required |
| 6 | Integrity TEST BLOCK 25 | Leak Test | 8 hours | Required for LIQUIDS ONLY |

Type A - Parcel Delivery of Individual Packaged-Products Less Than 50 lb (23 kg)

| Sequence Number | Test Category | Test Type | Test Level | Remarks |
|-----------------|---|-------------------------------------|---|--|
| 1 | Atmospheric Preconditioning TEST BLOCK 1 | Temperature and Humidity | Lab ambient, 12 hours | Required |
| 2 | Atmospheric Conditioning TEST BLOCK 1 | Controlled Temperature and Humidity | Temperature and humidity chosen from chart | Optional |
| 3 | Shock TEST BLOCK 2 | Free-Fall Drop | 9 Drops - height varies with packaged-product weight | Required |
| 4 | Vibration TEST BLOCK 12 | Random With and Without Top Load | Overall Grms levels of 0.53 and 0.46 | Required |
| 5 | Shock TEST BLOCK 15 | Free-Fall Drop | 8 Drops - height varies with packaged-product weight. Includes drop on hazard | Required |
| 6 | Shock TEST BLOCK 21 | Rotational Edge Drop | 9 in (230 mm) | Required for Elongated and Flat Packages |
| 7 | Shock TEST BLOCK 22 | Full Rotational Flat Drop | Varies with packaged-product dimensions | Required for Elongated and Flat Packages |
| 8 | Shock TEST BLOCK 23 | Bridge Impact | Hazard Box dropped 16 in (400 mm) | Required for Elongated Packages Only |
| 9 | Shock TEST BLOCK 24 | Concentrated Edge Impact | Hazard Box dropped 16 in (400 mm) | Required for Flat Packages Only |
| 10 | Integrity TEST BLOCK 25 | Leak Test | 8 hours | Required for Liquids ONLY |

Δ – Most recent technical change(s)

○ – Most recent technical addition(s)

ISTA 3L 2023 - Page 6 of 51

© 2024 International Safe Transit Association. All rights Reserved.

Test Sequence
Type Small

Parcel Delivery
of Individual
Packaged-
Products
Less Than
10 lb (4.5 kg)

Test Sequence
Type A

Parcel Delivery
of Individual
Packaged-
Products
Less Than
50 lb (23 kg)

OVERVIEW OF PROJECT 3L

Type B - Parcel Delivery of Individual Packaged-Products 50 lb (23 kg) to Less Than 100 lb (45 kg)

Test Sequence
Type B

Parcel Delivery
of Individual
Packaged-
Products
50 lb (23 kg) to
Less Than
100 lb (45 kg)

| Sequence Number | Test Category | Test Type | Test Level | Remarks |
|-----------------|---|--|---|--|
| 1 | Atmospheric Preconditioning TEST BLOCK 1 | Temperature and Humidity | Lab ambient, 12 hours | Required |
| 2 | Atmospheric Conditioning TEST BLOCK 1 | Controlled Temperature and Humidity | Temperature and humidity chosen from table | Optional |
| 3 | Shock TEST BLOCK 2 | Free-Fall Drop | 9 Drops - height varies with packaged-product weight | Required |
| 4 | Shock TEST BLOCK 3 | Tip/Tip Over | Use a 22 degree tip angle | Required for packages ≥ 48 in. (1.2 m) tall and any one base dimension $< \frac{1}{2}$ the height; or for packages ≥ 30 in. (760 mm) tall and with a center of gravity vertical location $> \frac{1}{2}$ the package height |
| 5 | Compression, Horizontal TEST BLOCK 9 | Clamping Simulation | Calculated from formula Clamp in multiple orientations as directed | Required For any of the 2 axes with a width dimension ≥ 24 in (610mm) and < 75 in (1905 mm) |
| 6 | Compression, Vertical TEST BLOCK 10 | Test in the intended shipping orientation or most stable orientation | Calculated from formula Maintain force for 1 hour | Required Machine, or weights & load spreader |
| 7 | Vibration TEST BLOCK 12 | Random With and Without Top Load | Overall Grms levels of 0.53 and 0.46 | Required |
| 8 | Shock TEST BLOCK 15 | Free-Fall Drop | 8 Drops - height varies with packaged-product weight. Includes drop on hazard | Required |
| 9 | Shock TEST BLOCK 21 | Rotational Edge Drop | 9 in (230 mm) | Required for Elongated and Packages |
| 10 | Shock TEST BLOCK 22 | Full Rotational Flat Drop | Varies with packaged-product dimensions | Required for Elongated and Flat Packages |
| 11 | Shock TEST BLOCK 23 | Bridge Impact | Hazard Box dropped 16 in (400 mm) | Required for Elongated Packages Only |
| 12 | Shock TEST BLOCK 24 | Concentrated Edge Impact | Hazard Box dropped 16 in (400 mm) | Required for Flat Packages Only |
| 13 | Integrity TEST BLOCK 25 | Leak Test | 8 hours | Required for Liquids ONLY |

OVERVIEW OF PROJECT 3L

Type C - Parcel Delivery of Individual Packaged-Products 100 lb (45 kg) to 150 lb (68 kg)

Note: Parcel Delivery has a weight limitation of 150 lb (68 kg)

| Sequence Number | Test Category | Test Type | Test Level | Remarks |
|-----------------|---|--|--|--|
| 1 | Atmospheric Preconditioning TEST BLOCK 1 | Temperature and Humidity | Lab ambient, 12 hours | Required |
| 2 | Atmospheric Conditioning TEST BLOCK 1 | Controlled Temperature and Humidity | Temperature and humidity chosen from chart | Optional |
| 3 | Shock TEST BLOCK 3 | Tip/Tip Over | Use a 22 degree tip angle | Required for packages ≥ 48 in. (1.2 m) tall and any one base dimension $< \frac{1}{2}$ the height; or for packages ≥ 30 in. (760 mm) tall and with a center of gravity vertical location $> \frac{1}{2}$ the package height |
| 4 | Shock TEST BLOCK 5 | Rotational FLAT Drop | 9 in (230 mm) | Required |
| 5 | Shock TEST BLOCK 6 | Rotational EDGE Drop | 9 in (230 mm) | Required |
| 6 | Shock TEST BLOCK 8 | Inclined or Horizontal Impact | 48 in/sec (4 ft/sec) (1.2 m/sec) impact velocity or velocity change | Required |
| 7 | Compression, Horizontal TEST BLOCK 9 | Clamping Simulation | Calculated from formula Clamp in multiple orientations as directed | Required For any of the 2 axes with a width dimension ≥ 24 in (610mm) and < 75 in (1905 mm) |
| 8 | Compression, Vertical TEST BLOCK 10 | Test in the intended shipping orientation or most stable orientation | Calculated from formula Maintain force for 1 hour | Required Machine, or weights & load spreader |
| 9 | Vibration TEST BLOCK 12 | Random With and Without Top Load | Overall Grms levels of 0.53 and 0.46 | Required |
| 10 | Shock TEST BLOCK 20 | Inclined or Horizontal Impact | 48 in/sec (4 ft/sec) (1.2 m/sec) impact velocity or velocity change | Required |
| 11 | Shock TEST BLOCK 21 | Rotational Edge Drop | 9 in (230 mm) | Required for Elongated and Flat Packages |
| 12 | Shock TEST BLOCK 22 | Full Rotational Flat Drop | Varies with packaged-product dimensions | Required for Elongated and Flat Packages |
| 13 | Shock TEST BLOCK 23 | Bridge Impact | Hazard Box dropped 16 in (400 mm) | Required for Elongated Packages Only |
| 14 | Shock TEST BLOCK 24 | Concentrated Edge Impact | Hazard Box dropped 16 in (400 mm) | Required for Flat Packages Only |

OVERVIEW OF PROJECT 3L

Type D - LTL Delivery of Individual Packaged-Products Less Than 100 lb (45 kg)

Test Sequence
Type D

LTL Delivery
of Individual
Packaged-
Products
Less Than
100 lb (45 kg)

| Sequence Number | Test Category | Test Type | Test Level | Remarks |
|-----------------|---|--|---|--|
| 1 | Atmospheric Preconditioning TEST BLOCK 1 | Temperature and Humidity | Lab ambient, 12 hours | Required |
| 2 | Atmospheric Conditioning TEST BLOCK 1 | Controlled Temperature and Humidity | Temperature and humidity chosen from table | Optional |
| 3 | Shock TEST BLOCK 3 | Tip/Tip Over | Use a 22 degree tip angle | Required for packages ≥ 48 in. (1.2 m) tall and any one base dimension $< \frac{1}{2}$ the height; <u>or</u> for packages ≥ 30 in. (760 mm) tall and with a center of gravity vertical location $> \frac{1}{2}$ the package height |
| 4 | Shock TEST BLOCK 4 | Free-Fall Drop | 6 drops – 18 in (460 mm) max | Required |
| 5 | Compression, Horizontal TEST BLOCK 9 | Clamping Simulation | Calculated from formula Clamp in multiple orientations as directed | Required For any of the 2 axes with a width dimension ≥ 24 in (610mm) and < 75 in (1905 mm) |
| 6 | Compression, Vertical TEST BLOCK 10 | Test in the intended shipping orientation or most stable orientation | Calculated from formula Maintain force for 1 hour | Required Machine, or weights & load spreader |
| 7 | Vertical Vibration TEST BLOCK 13 | Random With Top Load | Overall Grms level of 0.54 | Required |
| 8 | Shock TEST BLOCK 16 | Free-Fall Drop | 6 drops – 32 in (810 mm) max | Required |
| 9 | Shock TEST BLOCK 22 | Full Rotational Flat Drop | Varies with packaged-product dimensions | Required for Elongated and Flat Packages |
| 10 | Shock TEST BLOCK 23 | Bridge Impact | Hazard Box dropped 16 in (400 mm) | Required for Elongated Packages Only |
| 11 | Shock TEST BLOCK 24 | Concentrated Edge Impact | Hazard Box dropped 16 in (400 mm) | Required for Flat Packages Only |

OVERVIEW OF PROJECT 3L

Type E - LTL Delivery of Individual Packaged-Products 100 lb (45 kg) or Greater

Test Sequence
Type E

LTL Delivery
of Individual
Packaged-
Products
100 lb (45 kg)
or Greater

| Sequence Number | Test Category | Test Type | Test Level | Remarks |
|-----------------|---|--|---|--|
| 1 | Atmospheric Preconditioning TEST BLOCK 1 | Temperature and Humidity | Lab ambient, 12 hours | Required |
| 2 | Atmospheric Conditioning TEST BLOCK 1 | Controlled Temperature and Humidity | Temperature and humidity chosen from table | Optional |
| 3 | Shock TEST BLOCK 3 | Tip/Tip Over | Use a 22 degree tip angle | Required for packages ≥ 48 in. (1.2 m) tall and any one base dimension $< \frac{1}{2}$ the height; or for packages ≥ 30 in. (760 mm) tall and with a center of gravity vertical location $> \frac{1}{2}$ the package height |
| 4 | Shock TEST BLOCK 5 | Rotational FLAT Drop | 9 in (230 mm) | Required |
| 5 | Shock TEST BLOCK 6 | Rotational EDGE Drop | 9 in (230 mm) | Required |
| 6 | Shock TEST BLOCK 8 | Inclined or Horizontal Impact | 48 in/sec (4 ft/sec) (1.2 m/sec) impact velocity or velocity change | Required |
| 7 | Compression, Horizontal TEST BLOCK 9 | Clamping Simulation | Calculated from formula Clamp in multiple orientations as directed | Required For any of the 2 axes with a width dimension ≥ 24 in (610mm) and < 75 in (1905 mm) |
| 8 | Compression, Vertical TEST BLOCK 10 | Test in the intended shipping orientation or most stable orientation | Calculated from formula Maintain force for 1 hour | Required Machine, or weights & load spreader |
| 9 | Vertical Vibration TEST BLOCK 13 | Random With Top Load | Overall Grms level of 0.54 | Required |
| 10 | Shock TEST BLOCK 20 | Inclined or Horizontal Impact | 48 in/sec (4 ft/sec) (1.2 m/sec) impact velocity or velocity change | Required |
| 11 | Shock TEST BLOCK 23 | Bridge Impact | Hazard Box dropped 16 in (400 mm) | Required for Elongated Packages Only |
| 12 | Shock TEST BLOCK 24 | Concentrated Edge Impact | Hazard Box dropped 16 in (400 mm) | Required for Flat Packages Only |

OVERVIEW OF PROJECT 3L

Type F - LTL Delivery of Individual Palletized Packaged-Products

Test Sequence
Type F

LTL Delivery
of Individual
Palletized
Packaged-
Products

| Sequence Number | Test Category | Test Type | Test Level | Remarks |
|-----------------|---|-------------------------------------|---|--|
| 1 | Atmospheric Preconditioning TEST BLOCK 1 | Temperature and Humidity | Lab ambient, 12 hours | Required |
| 2 | Atmospheric Conditioning TEST BLOCK 1 | Controlled Temperature and Humidity | Temperature and humidity chosen from chart | Optional |
| 3 | Shock TEST BLOCK 3 | Tip/Tip Over | Use a 22 degree tip angle | Required for packages ≥ 48 in. (1.2 m) tall and any one base dimension $< \frac{1}{2}$ the height; or for packages ≥ 30 in. (760 mm) tall and with a center of gravity vertical location $> \frac{1}{2}$ the package height |
| 4 | Shock TEST BLOCK 5 | Rotational FLAT Drop | 9 in (230 mm) | Required |
| 5 | Shock TEST BLOCK 6 | Rotational EDGE Drop | 9 in (230 mm) | Required |
| 6 | Shock TEST BLOCK 7 | Rotational CORNER Drop | 9 in (230 mm) | Required |
| 7 | Shock TEST BLOCK 8 | Inclined or Horizontal Impact | 48 in/sec (4 ft/sec) (1.2 m/sec) impact velocity or velocity change | Required |
| 8 | Compression, Vertical TEST BLOCK 10 | Top-to-Bottom Pallet on top | Calculated from formula | Required Machine or weights and load spreader |
| 9 | Shock TEST BLOCK 11 | Fork Lift Simulation | Flat Push and Rotate tests, Elevated Push and Pull tests | Required |
| 10 | Vertical Vibration TEST BLOCK 14 | Random With Top Load | Overall Grms level of 0.54 | Required |
| 11 | Shock TEST BLOCK 17 | Rotational FLAT Drop | 9 in (230 mm) | Required |
| 12 | Shock TEST BLOCK 18 | Rotational EDGE Drop | 9 in (230 mm) | Required |
| 13 | Shock TEST BLOCK 19 | Rotational CORNER Drop | 9 in (230 mm) | Required |
| 14 | Shock TEST BLOCK 20 | Inclined or Horizontal Impact | 48 in/sec (4 ft/sec) (1.2 m/sec) impact velocity or velocity change | Required |
| 15 | Shock TEST BLOCK 24 | Concentrated Edge Impact | Hazard box dropped 16 in (410 mm) | Required for Flat Packages Only |

OVERVIEW OF PROJECT 3L

Type G – Parcel Delivery of Individual Packaged TV/Monitor Less Than 150 lb (68 kg) AND Length Plus Girth Less Than 165 inch (4.19 m)

Note: *Length plus girth* is a measurement of the packaged-product Length + 2 * (Width + Height). See Preface for more information.

Test Sequence
Type G

Parcel Delivery
TV/Monitor
Less Than 150 lb
(68 kg)
AND
Length Plus Girth
Less Than 165 in
(4.19 m)

| Sequence Number | Test Category | Test Type | Test Level | Remarks |
|-----------------|---|---|---|---|
| 1 | Atmospheric Preconditioning TEST BLOCK 1 | Temperature and Humidity | Lab ambient, 12 hours | Required |
| 2 | Atmospheric Conditioning TEST BLOCK 1 | Controlled Temperature and Humidity | Temperature and humidity chosen from table | Optional |
| 3 | Shock TEST BLOCK 2 | Free-Fall Drop | 9 Drops - height varies with packaged-product weight | Required- Do not catch packaged items |
| 4 | Compression, Horizontal TEST BLOCK 9 | Clamping Simulation | Calculated from formula Clamp in multiple orientations as directed | Required For any of the 2 axes with a width dimension ≥ 24 in (610mm) and < 75 in (1905 mm) |
| 5 | Compression, Vertical TEST BLOCK 10 | Test in the intended shipping orientation | Calculated from formula Maintain force for 1 hour | Required Machine, or weights & load spreader |
| 6 | Vibration TEST BLOCK 12 | Random With and Without Top Load | Overall Grms levels of 0.53 and 0.46 | Required |
| 7 | Shock TEST BLOCK 20 | Inclined or Horizontal Impact | 48 in/sec (4 ft/sec) (1.2 m/sec) impact velocity or velocity change | Required for packages ≥ 100 lb (45 kg) |
| 8 | Shock TEST BLOCK 15 | Free-Fall Drop | 8 Drops - height varies with packaged-product weight. Includes drop on hazard | Required- Do not catch packaged items |
| 9 | Shock TEST BLOCK 24 | Concentrated Edge Impact | Hazard Box dropped 16 in (400 mm) | Required |

OVERVIEW OF PROJECT 3L

Type H – LTL Delivery of Individual Packaged TV/Monitor Greater Than 150 lb (68 kg) OR Length Plus Girth Greater Than 165 inch (4.19 m)

Note: Length plus girth is a measurement of the packaged-product Length + 2 * (Width + Height). See Preface for more information

Test Sequence
Type H

LTL Delivery
TV/Monitor
Greater Than 150 lb
(68 kg)
OR
Length Plus Girth
Greater Than 165
in (4.19 m)

| Sequence Number | Test Category | Test Type | Test Level | Remarks |
|-----------------|---|---|---|---|
| 1 | Atmospheric Preconditioning TEST BLOCK 1 | Temperature and Humidity | Lab ambient, 12 hours | Required |
| 2 | Atmospheric Conditioning TEST BLOCK 1 | Controlled Temperature and Humidity | Temperature and humidity chosen from table | Optional |
| 3 | Shock TEST BLOCK 3 | Tip/Tip Over | Use a 22 degree tip angle | Required for packages ≥48 in. (1.2 m) tall and any one base dimension < ½ the height; or for packages ≥ 30 in. (760 mm) tall and with a center of gravity vertical location > ½ the package height |
| 4 | Shock TEST BLOCK 4 | Free-Fall Drop | 6 drops – 18 in (460 mm) max | Required for packages ≤ 100 lb (45 kg) - Do not catch packaged items |
| 5 | Shock TEST BLOCK 5 | Rotational FLAT Drop | 9 in (230 mm) | Required |
| 6 | Shock TEST BLOCK 6 | Rotational EDGE Drop | 9 in (230 mm) | Required |
| 7 | Shock TEST BLOCK 8 | Inclined or Horizontal Impact | 48 in/sec (4 ft/sec) (1.2 m/sec) impact velocity or velocity change | Required for packages ≥ 100 lb (45 kg) |
| 8 | Compression, Horizontal TEST BLOCK 9 | Clamping Simulation | Calculated from formula Clamp in multiple orientations as directed | Required For any of the 2 axes with a width dimension ≥ 24 in (610mm) and < 75 in (1905 mm) |
| 9 | Compression, Vertical TEST BLOCK 10 | Test in the intended shipping orientation | Calculated from formula Maintain force for 1 hour | Required Machine, or weights & load spreader |
| 10 | Vertical Vibration TEST BLOCK 13 | Random With Top Load | Overall Grms level of 0.54 | Required |
| 11 | Shock TEST BLOCK 16 | Free-Fall Drop | 6 drops – 32 in (810 mm) max | Required for packages ≤ 100 lb (45 kg) - Do not catch packaged items |
| 10 | Shock TEST BLOCK 20 | Inclined or Horizontal Impact | 48 in/sec (4 ft/sec) (1.2 m/sec) impact velocity or velocity change | Required for packages ≥ 100 lb (45 kg) |
| 12 | Shock TEST BLOCK 22 | Full Rotational Flat Drop | Varies with packaged-product dimensions | Required |
| 13 | Shock TEST BLOCK 24 | Concentrated Edge Impact | Hazard Box dropped 16 in (400 mm) | Required- Hazard Box to be dropped to the screen side |

EQUIPMENT REQUIRED FOR PROJECT 3L

Atmospheric Pre-Conditioning and Conditioning:

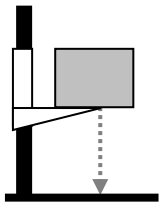
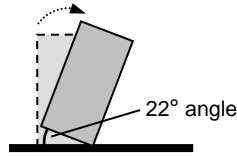
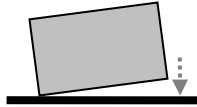
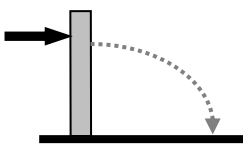
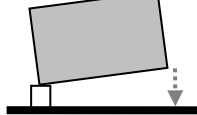
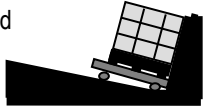

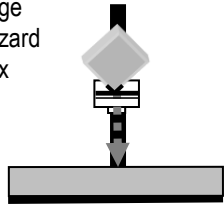
- Humidity recorder complying with of the apparatus section of ASTM D 4332 or ISO 2233.
- Temperature recorder complying with the apparatus section of ASTM D 4332 or ISO 2233.

Controlled Temperature and Humidity:

- Chamber and Control apparatus complying with the apparatus section of ASTM D 4332 or ISO 2233.

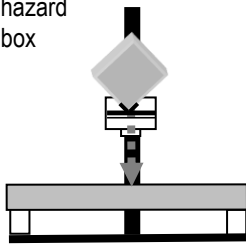
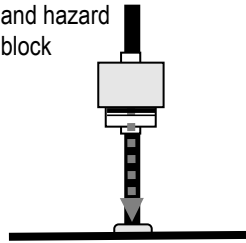
Equipment
Required
Atmospheric
Conditioning

Equipment
Required
Shock

| Type of Shock Test | Type of Equipment | Equipment Requirements | Additional Required Equipment |
|---|--|---|--|
| Free-Fall Drop Tests | Free-fall drop tester  | Compliance with the apparatus sections of ASTM D 5276 or ISO 2248. | |
| Tip/Tipover Tests |  22° angle | ASTM D 6179 or ISO 2876 | |
| Rotational Flat Drop Tests |  | Compliance with the apparatus sections of ASTM D 6179 or ISO 2876. | |
| Full Rotational Drops |  | ASTM D 6179 or ISO 2876 | |
| Rotational Edge and Corner Drop Tests | Support Block  | Compliance with the apparatus sections of ASTM D 6179 or ISO 2876. | Support block 3.5 to 4.0 in (90 to 100 mm) in height and width and at least 8 in (200 mm) longer than the longest package dimension to be supported. |
| Inclined or Horizontal Impact Tests (Alternates) | Inclined  Horizontal  | Compliance with the apparatus sections of ASTM D 880 or ASTM D 4003 or ISO 2244. | |
| Concentrated Edge Impact Tests | Free-fall drop tester with edge hazard box  | Drop tester in compliance with the apparatus sections of ASTM D 5276 or ISO 2248. | Concentrated Edge Hazard Box 12 x 12 x 12 in (305 x 305 x 305 mm) wood box with a total weight of 9 lb (4.1 kg). Any required ballast weight should be dense flowable material in a bag or bags, held in place with suitable void fill. The impact edge of the box shall be covered with angle iron. |

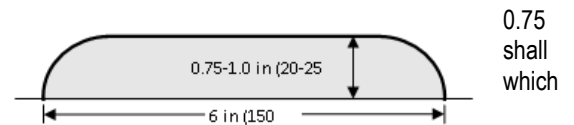
EQUIPMENT REQUIRED FOR PROJECT 3L

Equipment
Required
Shock
(continued)

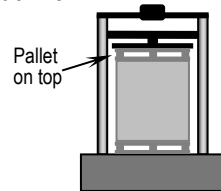
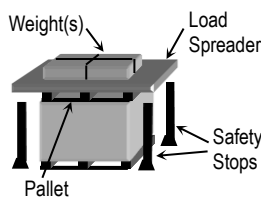
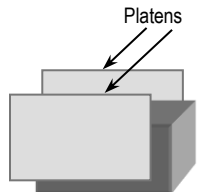
| | | | |
|---------------------|---|--|---|
| Bridge Impact Tests | Free-fall drop tester with edge hazard box  | Compliance with the apparatus section of ASTM D 5265, with the exception of the Hazard Box (Impactor). | Concentrated Edge Hazard Box and Support Blocks See above for description of the Concentrated Edge Hazard Box. Support blocks (2 ea) shall be 3.5 to 4.0 in (90 to 100 mm) in height and width and at least 8 in (200 mm) longer than the longest package dimension to be supported. |
| Drop Onto Hazard | Free-fall drop tester and hazard block  | | Hazard Block See below. |

Hazard Block

The block shall be made of hardwood or metal. The height shall be to 1 in (20 to 25 mm) and the width shall be 6 in (150 mm). The length be at least 8 in (200 mm) longer than the longest package dimension will impact. The long top edges of the block shall be rounded to a radius equal to the height of the block.



Equipment
Required
Compression

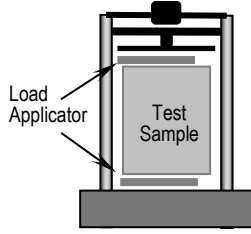
| Type of Compression Test | Type of Equipment | Equipment Requirements | Additional Required Equipment |
|--|--|--|---|
| Vertical Compression (Top-to-Bottom) | Compression Test Machine  | Compliance with the apparatus section of ASTM D 642 - Fixed or Swivel Platen Acceptable. | If test item is shipped on a pallet (standard or custom), use an identical pallet on top. |
| Vertical Compression (Top-to-Bottom) (Alternate) | Weight(s) & Load Spreader  | The Load spreader must be larger than the top face of the test item, and shall be sufficiently rigid to apply a uniform compression force. | If test item is shipped on a pallet (standard or custom), use an identical pallet on top. Safety stops are recommended to support the load spreader and weight(s) to prevent damage or injury in the event of a rapid collapse of the test item. |
| Horizontal Compression (Clamping Simulation) | Clamp Tester  | Platens must be larger than the side dimensions of the test item, and with an opening sufficient to accommodate the test item. The desired compression must be achieved with minimum overshoot. | Controls must permit applying the required clamping force at a consistent rate and the ability to raise the test item a minimum of 12" (305 mm). Force measurement accuracy to within $\pm 5\%$ of the actual value, using accepted calibration means. |

Δ – Most recent technical change(s)

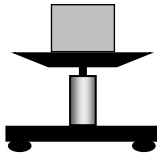
○ – Most recent technical addition(s)

EQUIPMENT REQUIRED FOR PROJECT 3L


Equipment
Required
Horizontal
Compression
(Continued)

| Type of Compression Test | Type of Equipment | Equipment Requirements | Additional Required Equipment |
|--|---|--|--|
| Horizontal Compression (Clamping Simulation) (Alternative) | Compression Test Machine  | Compliance with the apparatus section of ASTM D 642 - Fixed Platen Only. | Rigid load applicator (such as a 3/4" {19 mm} piece of plywood or a plate of steel) that is larger than the test sample face to be tested on the compression test machine. |

Equipment
Required
Vertical
Vibration

| Type of Vibration Test | Type of Equipment | Equipment Requirements | Additional Required Equipment |
|------------------------|---|---|---|
| Vertical Vibration | Random Vibration Test System  | Compliance with the apparatus section of ASTM D 4728 or ISO 13355 | Means must be provided to maintain proper alignment of the test item and any top load apparatus, and to prevent the test item from moving off the vibration system's platform, without restricting vertical motion of the test item or apparatus. |

Equipment
Required
Flat Push

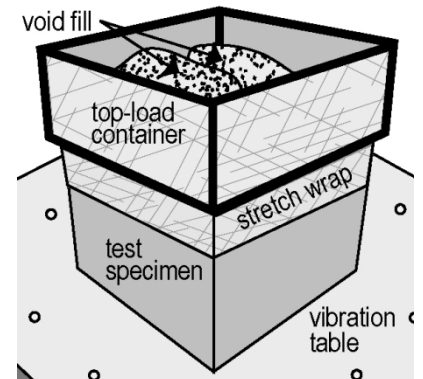
| Type of Test | Type of Equipment | Equipment Requirements | Additional Required Equipment |
|--------------------|--|--|-------------------------------|
| Fork Lift Handling | Fork Lift Truck  | A fork lift truck of sufficient capacity to handle the test specimens and complying with the apparatus sections of ASTM D 6055 or ISO 10531. | |

Equipment
Required
Additional

Vibration
Top Load
Apparatus for
Type A, Type B,
Type C, & Type G
Packaged-
Products

The **Top Load Apparatus** required for the vibration testing of **Type A, Type B, Type C and Type G** packaged-products is detailed below

- A fiberboard box, or other container, of sufficient strength and ability to hold a load spreader (such as a 3/4" piece of plywood or a plate of steel that is the same length and width as the inside dimensions of the load apparatus) and required weight for each axis **and**
- The length and width dimensions of the Top-Load package or apparatus which will be applied to the test specimen shall each be a minimum of 50 mm (2 in) longer than each of the two dimensions of the test specimen's top face when positioned for testing [i.e., a minimum of 25 mm (1 in) overhang on each side] **but**
- The length and width dimensions of the Top-Load package or apparatus may each be longer by a maximum of 150 mm (6 in) than each of the two dimensions of the test specimen's top face when positioned for testing [i.e., a maximum of 75 mm (3 in) overhang on each side] **and**
- Some means of adding additional weight so that the Top-Load (TL) is distributed evenly over the entire inside face area of the Top-Load apparatus that will apply the Top-Load to the entire top face of the test specimen when it's positioned for testing **and**
- Adequate void fill that shall securely hold the weight in place to prevent the weight from moving or bouncing within the top-load apparatus (it is also required to use stretch wrap around the test specimen and the top-load apparatus to prevent the top-load apparatus from bouncing on top of the test specimen) **and**
- The top-load apparatus shall never be smaller than the test face; the calculated weight must cover the entire surface of the test face during the testing.



EQUIPMENT REQUIRED FOR PROJECT 3L

Equipment
Required
Additional

- The **Top-Load** is to simulate the effect of 100 kg/m^3 ($6 \text{ lb/ft}^3 - 0.0035 \text{ lb/in}^3$) of assorted freight on top of a floor loaded shipping unit in an over-the-road trailer with an inside height of 2.7 m (108 in).
- The **Loading Factor** has been determined by empirical testing that resulted in correlation between damage in the test lab and damage in the field.

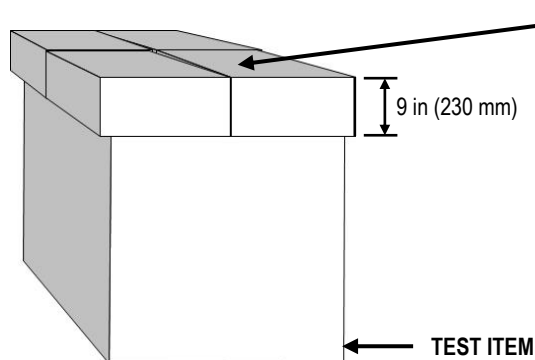
Top-Load Apparatus for SMALL:

- A large Consolidation Bag, approximately 1.0 x 0.7 m (39 x 27 in), made of canvas, polyolefin film/fabric, or similar strong flexible material, and with a zipper or other suitable closure at one end. The bag shall have sufficient capacity and strength to meet the weight requirements here, and the performance requirements of Test Block 6 (Vibration for Small). The bag shall be filled with 36 kg (80 lb) of sand, or other dense, flowable material, suitably packaged in smaller bags.
- The Top-Load Weight required for Small is 36 kg. (80 lb) \pm 5%.
- Randomly fill the second Consolidation Bag, or equivalent, approximately one-half full of the filled dunnage packages described in the table found in the Vibration Equipment section, pack the test specimen into the middle of the bag and then insert the remaining dunnage packages into the bag to simulate a typical pack.

The **Top Load Apparatus** required for the vibration testing of **Type D, Type E, Type F and Type H** packaged-products is detailed below

Vibration
Top Load
Apparatus for
Type D, Type E,
Type F & Type H
Packaged-
Products

- The **Top Load Apparatus** is described and shown below, and includes:
 - A sturdy fiberboard box or similar container with a height of 9 in (230 mm), and with a minimum 0.75 in (20 mm) thick plywood load spreader covering the entire inside bottom surface.
 - Some means of adding additional weight as required so that the top load is distributed evenly over the entire inside bottom face area of the top load apparatus.
 - Adequate void fill to securely hold the weight in place to prevent it from moving or bouncing within the top load apparatus.
 - Bottom face dimensions (length and width) which are at least 2 in (50 mm) larger than the top face dimensions of the test item to which it is applied [for a minimum overhang of 1 in (25 mm) on each side], but must not be greater than 6 in (150 mm) larger than the top face dimensions of the test item [for a maximum of 3 in (76 mm) overhang on each side].
- The **Top Load Apparatus** must be divided into 2 separate equal portions if one of the top face dimensions of the test item exceeds 18 in (460 mm), and into 4 separate equal portions if both of the top face dimensions of the test item exceed 18 in (460 mm).



TOP LOAD APPARATUS (4 SHOWN)

- Use an undivided apparatus if both top face dimensions of the test item are 18 in (460 mm) or less.
- Divide the apparatus into two separate equal portions if one top face dimension of the test item exceeds 18 in (460 mm). Divide the apparatus perpendicular to the longest dimension.
- Divide the apparatus into four separate equal portions if both top face dimensions of the test item exceed 18 in (460 mm).

The Top Load is to simulate the effects of 6 lb/ft^3 (0.0035 lb/in^3) (96 kg/m^3) of assorted freight on top of a Floor-Loaded packaged-product in a truck-trailer or ocean container with an inside height of 108 in (2.7 m). This load density has been determined by empirical testing which resulted in correlation between damage in the test lab and damage in the field.

- Means must be provided to maintain proper alignment of the Top Load Apparatus on the test item (column stack fixtures, stretch wrap around the test specimen and the top load apparatus, etc.), without restricting the vertical motion of the top load apparatus and the test specimen.

EQUIPMENT REQUIRED FOR PROJECT 3L

Equipment
Required
Additional

Small

SMALL

- Two (2) large Consolidation Bags, approximately 1.0 x 0.7 m (39 x 27 in), made of canvas, polyolefin film/fabric, or similar strong flexible material, and with a zipper or other suitable closure at one end. The bags shall have sufficient capacity and strength to meet the requirements below, in the “Before You Begin Vibration Under Dynamic Load Testing” section, and in Test Block 6 (Vibration for Small).
 - One bag is the Top Load Bag, filled with 36 kg (80 lb) of sand, or other dense, flowable material, suitably packaged in smaller bags.
 - One bag is the Sample Bag, filled with the Test Specimen and dunnage packages, to simulate a typical pack.
- Three (3) over-night style envelopes, 1-#5 padded mailer and 1-#6 fiberboard mailer.
- Fiberboard containers as described in the table below are to be constructed of C-flute board with any of the following **minimum** values and construction:
 - Burst Test: 1380 kPa or 14 kg/cm² or 200 lb/in² or
 - ECT Value: 7.0 kN/m width or 40 lb/in width
 - RSC style boxes shall be used for any dunnage package 125 mm (5 in) or more in height **and**
 - Book-wrap or telescoping tray may be used for any dunnage package less than 125 mm (5 in) in height.
- Fill each envelope, mailer and corrugated container as indicated in the table below. Corrugated boxes and book wraps are filled until the desired weight is achieved.
 - It is allowable to substitute dunnage packages with Test Specimen packages or envelopes. The dunnage package that most closely represents the Test Specimen shall be substituted. Internal voids of dunnage packages should be filled in order to secure dunnage weight and eliminate concentrated load.

The following describes the numbers and sizes of each dunnage package:

| Quantity | Package Type | Approximate Size LxWxH | | Contents | Approximate Weight | |
|----------|--------------------------|---------------------------|----------------|---|--------------------|----------------|
| | | Millimeters (mm) | Inches (in) | | Kilograms (kg) | Pounds (lb) |
| 3 | Over-night envelope | 318 x 242 | 12 ½ x 9 ½ | 25-sheets of paper | | |
| 1 | #5 Padded mailer | 268 x 407 | 10 ½ x 16 | 50-sheets of paper | | |
| 1 | #6 Fiberboard mailer | 318 x 483 | 12 ½ x 19 | 50-sheets of paper | | |
| 1 | Fiberboard box or | 200 x 125 x 50 | 8 x 5 x 2 | Each corrugated package type and size shall be filled with foam, paper, sand, etc until the desired weight indicated in this table is achieved. | 0.5 | 1.0 |
| 1 | Book-wrap or | 225 x 150 x 50 | 9 x 6 x 2 | | 0.5 | 1.0 |
| 1 | Telescoping tray | 275 x 275 x 100 | 11 x 11 x 4 | | 1.0 | 2.0 |
| 1 | | 275 x 200 x 100 | 11 x 8 x 4 | | 1.0 | 2.0 |
| 1 | | 175 x 150 x 100 | 7 x 6 x 4 | | 1.8 | 4.0 |
| 1 | | 300 x 300 x 75 | 12 x 12 x 3 | | 1.8 | 4.0 |
| 1 | Fiberboard box | 200 x 200 x 200 | 8 x 8 x 8 | | 4.5 | 10.0 |
| 1 | | 150 x 150 x 150 | 6 x 6 x 6 | 1.0 | 2.0 | |
| 1 | | 250 x 125 x 125 | 10 x 5 x 5 | 1.0 | 2.0 | |